

RS PRO S30 Q SC

warm white

EAN 4007841 067526

Article number 067526



LED

30 years (Ø 4,5h / day)

3000 K

3000K warm-white



high frequency sensor 360°



Ø 1 - 8 m



2 - 2000 lux



5 sec - 15 min



soft light start



10 - 50% basic brightness



manual override



networkable wireless

Function description

Intelligence is not a question of size. It's a question of inner values. The smartest luminaire in the world, now even better! High-frequency sensor luminaire RS PRO S-series, ideal for office corridors, hallways, toilet facilities, stairwells, including radio networking with other RS PRO S-series, 26 W LED, 2801 lm, PMMA cover, 3000 K, 360° detection, range Ø 1 - 8 m continuously adjustable, basic light function, and neighbourhood group function. The S-series can also be operated with direct current, which enables connection to central battery systems.

Technical specifications

Dimensions (L x W x H)	331 x 331 x 56 mm
With lamp	Yes, STEINEL LED system
With motion detector	Yes
Manufacturer's Warranty	5 years
Settings via	Bluetooth
With remote control	No
Version	warm white
PU1, EAN	4007841067526
Application, place	Indoors
Application, room	corridor / aisle, changing room, function room / ancillary room, kitchenette, stairwell, WC / washroom, outdoors, Indoors
Colour	Silver
includes sheet of self-adhesive numbers	No
Installation site	wall, ceiling
Installation	Wall, Ceiling, Surface wiring

Colour temperature	3000 K
Colour variation LED	SDCM3
Lamp	LED cannot be replaced
Base	without
LED cooling system	Passive Thermo Control
Soft light start	Yes
Continuous light	selectable
Functions	Group parameterisation, Manual ON / ON-OFF, Neighbouring group function, Presence function, Motions sensor, Connection to central battery systems, DIM function, Adjustable fade time when switching on and off, Light sensor, Normal / test mode, Orientation light, Presence detector logic, Encrypted communication
Twilight setting	2 – 2000 lx
Time setting	5 s – 60 Min.
Basic light level function	Yes

RS PRO S30 Q SC

warm white

EAN 4007841 067526

Article number 067526



Technical specifications

Impact resistance	IK03
IP-rating	IP20
Protection class	II
Ambient temperature	from -20 up to 40 °C
Housing material	Aluminium
Cover material	Plastic, opal
Mains power supply	220 – 240 V / 50 – 60 Hz
Power consumption	0,39 W
Mounting height max.	4,00 m
Slave modeselectable	Yes
Detection	also through glass, wood and stud walls
Capability of masking out individual segments	Yes
Electronic scalability	Yes
Mechanical scalability	No
Reach, radial	Ø 10 m (79 m ²)
Reach, tangential	Ø 10 m (79 m ²)
Photo-cell controller	Yes
Transmitter power	< 1 mW
Luminous flux total product	2801 lm
Total product efficiency	108 lm/W

Basic light level function, detail	LED effect light
Basic light level function time	1-60 min
Main light adjustable	Yes
Twilight setting TEACH	Yes
Interconnection	Yes
Type of interconnection	Master/master
Interconnection via	Bluetooth Mesh Connect
Lifetime LED according to IEC-62717 (L70)	100.000 h
Lifetime LED according to IEC-62717 (L80)	74.000 h
Lebensdauer LED nach IES TM-21 (L70)	>60.000 h
Lifetime LED according to IES TM-21 (L80)	>60.000 h
Fuse protection B10	36
Fuse protection B16	58
Fuse protection C10	61
Fuse protection C16	97
Basic light level function in per cent	7 – 100 %
Output	26 W
Colour Rendering Index CRI	= 82
Starting current, maximum	16,5 A
Angle of aperture	160 °
Detection angle	360 °
Product category	Sensor-switched LED indoor light

RS PRO S30 Q SC

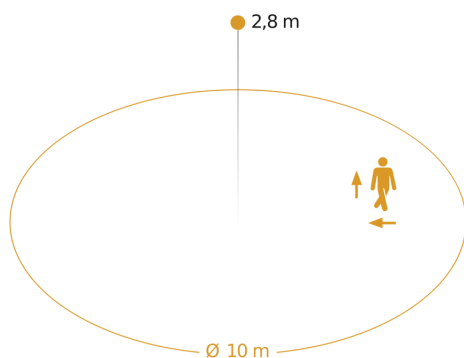
warm white

EAN 4007841 067526

Article number 067526




Detection Zone



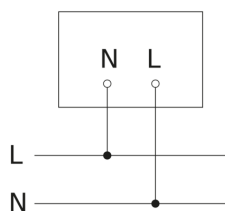
Possible mounting height: 2,00 m – 4,00 m

Orange: radial and tangential

Dimension Drawing



Slave/wireless master interconnection circuit diagram



Master/master interconnection circuit diagram

